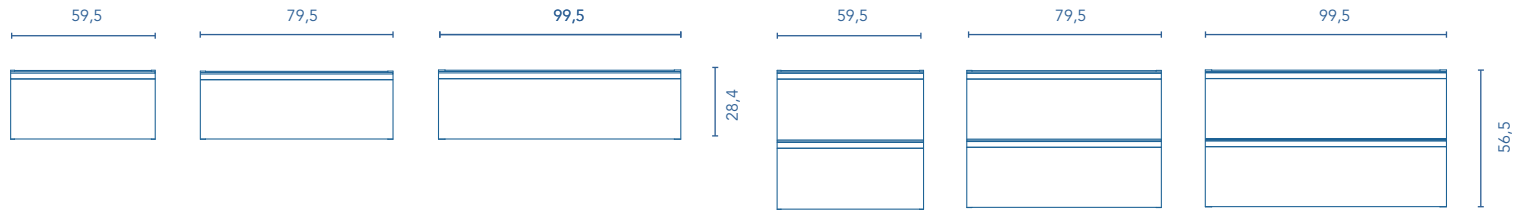


FURNITURE

FURNITURE

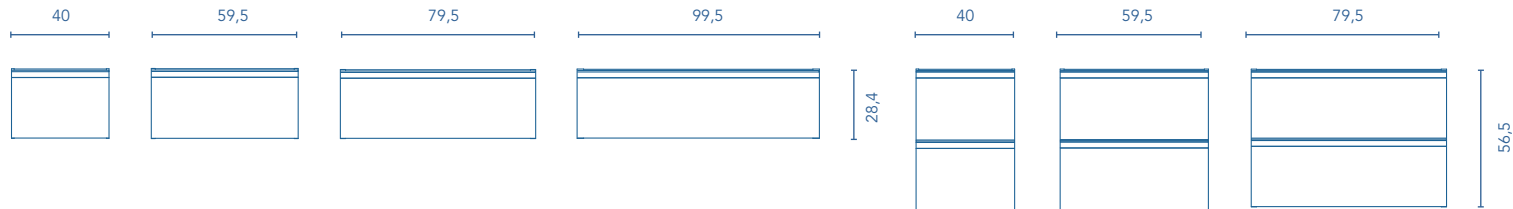
Depth 45



Unit with drain protection and drawer organizer. Unit without handle. It must be customized with a handle for each drawer.

BASE UNIT

Depth 45



Auxiliary unit, without drain protection and drawer organizer. Unit without handle. It must be customized with a handle for each drawer.

FINISHES



SANDY GREY

SANDY WALNUT

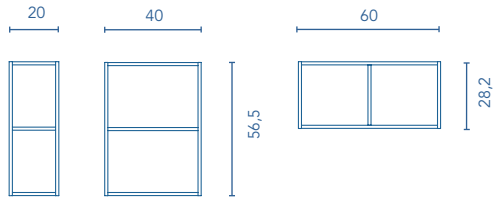
WHITE

ANTHRACITE

AUXILIARIES

OPEN MODULE

Depth 45



HANDLE

Measure 40/60/80/100



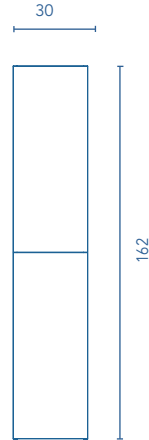
Finishes:



Choose your handle from the different finishes available. It must be customized with a handle for each drawer.

COLUMN

Depth 24



TOPS

Depth 46 / Melamine thickness 1,6 / Lacquered thickness 1,9

40/60/80/100/120/140/160/180/200

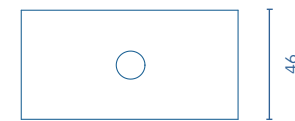


Doesn't admit washbasin.

MACHINED WORKTOP

Depth 46 / Melamine thickness 1,6 / Lacquered thickness 1,9

60/80/100



Worktops valid only for 60, 80 and 100cm modules with central basin.

FINISHES



SANDY GREY

SANDY WALNUT


WHITE

ANTHRACITE

WORKTOPS

Depth 46 / Mineral cover - Thickness 1,2 / Marble stone - Thickness 2 / Concretech - Thickness 1,5 / Melamine - Thickness 1,6 / Lacquered - Thickness 1,9

60/80/100/120/140/160/180/200

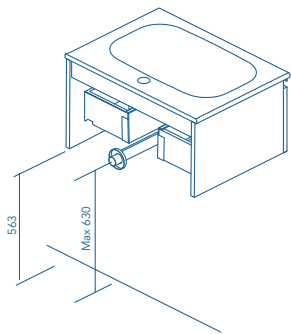


Finishes:

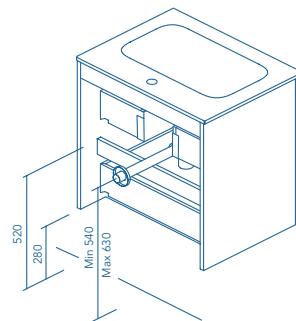


Tube depth 7 cm.

1 Drawer



2 Drawers



SIDE PANELS	FRONTS	DRAWERS				HANDLE	FINISHES OUTER SIDES	FINISHES FRONTS	RANGE	
Fiberboard 16 mm	Fiberboard 16 mm	Fully removable Hettich	Smoky leather interior	Drawer organizer	Soft close	Metal handle	Flat lacquering / Melamine	Flat lacquering / Melamine	D.46	Suspended

* Dimensions indicated in the drawing are based on the level of the whole leg, in case of wall hanging the furniture dimensions could change. The measures of these schemes are represented in mm.