



VIDA 05



VIDA 06



VIDA 07



VIDA 08



VIDA 09



VIDA 10



VIDA 11



VIDA 12



VIDA 13



VIDA 14



VIDA 15



VIDA 16







ES_Compartir es vivir./ EN_Sharing is living.
FR_Partager, c'est vivre./ IT_Condividere è vivere.



ES_Una historia en cada baño.
EN_A story in every bath.
FR_Une histoire dans chaque salle de bains.
IT_C'è una storia in ogni bagno.

INFORMACIÓN TÉCNICA

Technical information
Information technique
Informazioni tecniche

Iconografía/ Iconography/ Iconographie/ Iconografia

Lavabos/ Washbasins/ Plan vasques/ Lavabi



Lavabo cerámico/ Ceramic washbasin
Plan vasque céramique/ Lavabo in ceramica



Lavabo mineral cover/ Mineral cover washbasin
Plan vasque mineral cover/ Lavabo mineral cover

Luces/ Lights/ Lumières/ Illuminazione



Luz LED/ LED light
Lumière LED/ Luce LED



IP44
CLASS II

Espejos/ Mirrors/ Miroirs/ Specchi



Sensor On-Off/ On-Off sensor
Sensitif On-Off/ Sensore On-Off



Espejo antivaho/ Anti-fog mirror
Miroir antibuée/ Specchio antiappannamento



Espejo luz integrada/ Integrated lighting
Miroir avec lumière intégrée/ Luce LED integrada

Acabados/ Finishes/ Finitions/ Finiture



Melamina/ Melamine
Mélamine/ Melamina



Lacado alto brillo/ High gloss lacquered
Laqué haute brillance/ Laccato super brillante



Recubrimiento 2D/ Wrapping foil in 2D
Revêtement 2D/ Rivestimento 2D



Lacado mate/ Matt lacquered
Laqué mat/ Laccato mat



Recubrimiento 3D/ Wrapping foil in 3D
Revêtement 3D/ Rivestimento 3D

Aperturas/ Opening/ Ouvertures/ Apertura



Cajón extracción total/ Fully removable drawers
Tiroirs extraction totale/ Cassetti a estrazione totale



Apertura a la izquierda/ Opening to the left
Ouverture à gauche/ Apertura a sinistra



Sistema soft close/ Soft close system
Système soft close/ Sistema soft close



Apertura a la derecha/ Opening to the right
Ouverture à droite/ Apertura a destra



Apertura-cierre push/ Push opening-closing
Ouverture-fermeture push/ Apertura-chiusura push



Apertura de puertas central/ Opening of central doors
Ouverture portes centrale/ Apertura delle porte centrale

Nomenclatura/ Nomenclature/ Nomenclature/ Nomenclatura

P.
Puerta/ Door/ Portes/ Porta

IZD
Izquierda/ Left/ Gauche/ Sinistra

H.
Altura/ Height/ Hauteur/ Altezza

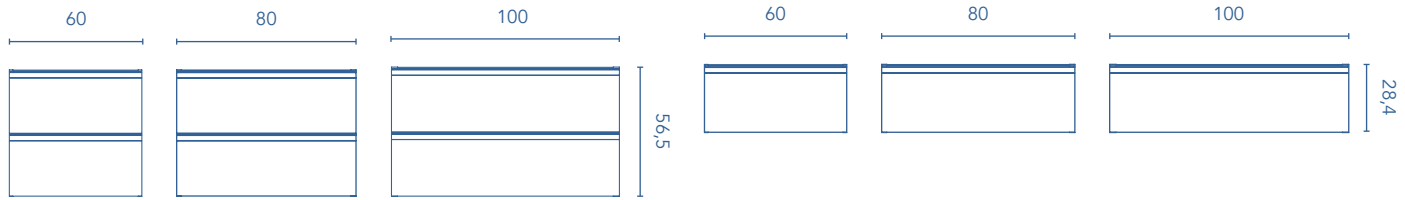
C.
Cajón/ Drawer/ Tiroirs/ Cassetti

DCH
Derecha/ Right/ Droite/ Destra

S.
Seno / Sink / Bac / Vasca

Ref.
Referencia/ Reference/ Référence/ Referenza

ES_Las medidas se representan en centímetros.
EN_These products are measured in centimetres.
FR_Les dimensions sont indiquées en cm.
IT_Le misure sono espresse in centimetri.

MUEBLE**Furniture/ Meuble/ Mobile**

Profundidad 45/ Depth 45/ Profondeur 45/ Profondità 45.



60 2C	80 2C	100 2C	60 1C	80 1C	100 1C	Acabados/ Finishes/ Finitions/ Finiture
Ref. 126641	Ref. 126645	Ref. 126649	Ref. 126629	Ref. 126633	Ref. 126637	● GR21
Ref. 126642	Ref. 126646	Ref. 126650	Ref. 126630	Ref. 126634	Ref. 126638	● NO14
Ref. 126639	Ref. 126643	Ref. 126647	Ref. 126627	Ref. 126631	Ref. 126635	○ BL1B
Ref. 126640	Ref. 126644	Ref. 126648	Ref. 126628	Ref. 126632	Ref. 126636	● GR16B

ES_Mueble con salva sifón y organizador de cajón. Mueble sin tirador.

Necesario customizarlo con un tirador en cada cajón.

EN_Unit with drain protection and drawer organizer. Unit without handle.

It must be customized with a handle for each drawer.

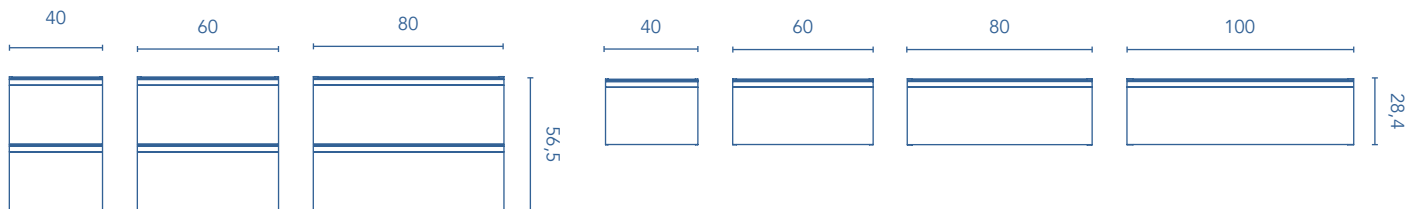
FR_Meuble avec découpe siphon et organisateur de tiroir. Meuble sans

poignée. Il est nécessaire de le personnaliser avec une poignée pour

chaque tiroir.

IT_Mobile con salva sifone e organizer da cassetto. Mobile senza maniglia.

È necessario personalizzarlo con una maniglia per ogni cassetto.

BAJO**Base unit/ Meuble bas/ Mobile basso**

Profundidad 45/ Depth 45/ Profondeur 45/ Profondità 45.



40 2C	60 2C	80 2C	40 1C	60 1C	80 1C	100 1C	Acabados/ Finishes/ Finitions/ Finiture
Ref. 126669	Ref. 126673	Ref. 126677	Ref. 126653	Ref. 126657	Ref. 126661	Ref. 126665	● GR21
Ref. 126670	Ref. 126674	Ref. 126678	Ref. 126654	Ref. 126658	Ref. 126662	Ref. 126666	● NO14
Ref. 126667	Ref. 126671	Ref. 126675	Ref. 126651	Ref. 126655	Ref. 126659	Ref. 126663	○ BL1B
Ref. 126668	Ref. 126672	Ref. 126676	Ref. 126652	Ref. 126656	Ref. 126660	Ref. 126664	● GR16B

ES_Mueble auxiliar, sin salva sifón ni organizador de cajón. Mueble

sin tirador. Necesario customizarlo con un tirador en cada cajón.

EN_Auxiliary unit, without drain protection and drawer organizer.

Unit without handle. It must be customized with a handle for each drawer.

FR_Meuble auxiliaire, sans découpe siphon et organisateur de tiroir. Meuble

sans poignée. Il est nécessaire de le personnaliser avec une poignée pour

chaque tiroir.

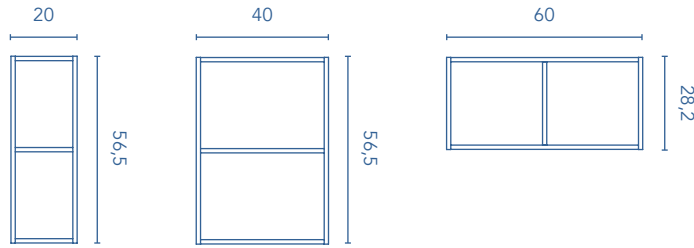
IT_Mobile ausiliario, senza salva sifone e organizer da cassetto. Mobile senza

maniglia. È necessario personalizzarlo con una maniglia per ogni cassetto.

ES_Códigos sombreados en stock.
 EN_Shaded codes are in stock.
 FR_Les codes surlignés sont en stock.
 IT_I codici ombreggiati sono in stock.

MÓDULO ABIERTO

Open module/ Module ouvert/ Modulo aperto

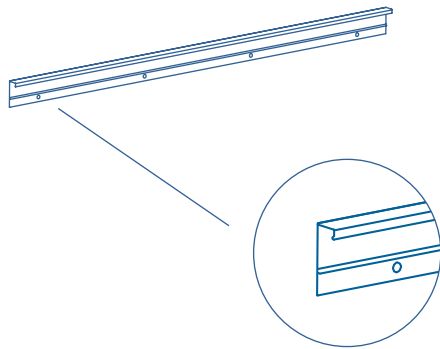


Profundidad 45/ Depth 45/ Profondeur 45/ Profondità 45.

20	40	60	Acabados/ Finishes/ Finitions/ Finiture
Ref. 126681	Ref. 126685	Ref. 126689	GR21
Ref. 126682	Ref. 126686	Ref. 126690	NO14
Ref. 126679	Ref. 126683	Ref. 126687	BL1B
Ref. 126680	Ref. 126684	Ref. 126688	GR16B

TIRADOR

Handle/ Poignée/ Maniglia



ES_Elige tu tirador entre los diferentes acabados. Necesario customizarlo con un tirador en cada cajón.
 EN_Choose your handle from the different finishes available. It must be customized with a handle for each drawer.
 FR_Choisissez votre poignée parmi les différentes finitions. Il est nécessaire de le personnaliser avec une poignée pour chaque tiroir.
 IT_Scegli la maniglia tra diverse finiture. È necessario personalizzarlo con una maniglia per ogni cassetto.

1 unidad/ 1 unit/ 1 unité/ 1 unità.

40	60	80	100	Acabados/ Finishes/ Finitions/ Finiture
Ref. 126742	Ref. 126745	Ref. 126748	Ref. 126751	● Cromo/ Chrome/ Chromée/ Cromo
Ref. 126743	Ref. 126746	Ref. 126749	Ref. 126752	● Negro/ Black/ Noir/ Nero
Ref. 126741	Ref. 126744	Ref. 126747	Ref. 126750	○ Blanco/ White/ Blanc/ Bianco

COLUMNA

Column/ Colonne/ Colonna



Profundidad 24/ Depth 24/
Profondeur 24/ Profondità 24.




2P	Acabados/ Finishes/ Finitions/ Finiture
Ref. 124847	GR21
Ref. 124848	NO14
Ref. 124845	BL1B
Ref. 124846	GR16B


ES_Interior: 2 estantes móviles de madera y 1 estante fijo de madera.
 EN_Interior: 2 mobile wooden shelves and 1 fixed wooden shelf.
 FR_Intérieur: 2 étagères amovibles en bois et 1 étagère fixe en bois.
 IT_Interno: 2 mensole rimovibili in legno e 1 mensola fissa in legno.

ACABADOS


Finishes/ Finitions/ Finiture



GR21: Gris arenado/
Sandy grey/ Gris sablé/
Grigio sabbiato



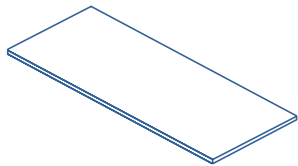
NO14: Nogal arenado/
Sandy walnut/ Coloris
noyer sablé/ Noce sabbiato



BL1B: Blanco/ White/
Blanc/ Bianco



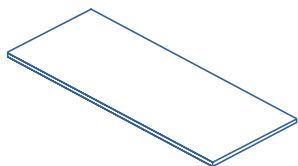
GR16B: Antracita/
Anthracite/ Anthracite/
Antracite

TAPAS**Tops/ Couvercle/ Tops**

Profundidad 46/ Depth 46/ Profondeur 46/ Profondità 46.
 Espesor melamina 1,6/ Melamine thickness 1,6/ Épaisseur du mélamine 1,6/ Spessore melamina 1,6.
 Espesor lacado 1,9/ Lacquered thickness 1,9/ Épaisseur du laqué 1,9/ Spessore laccato 1,9.

40	60	80	100	120	140	160	180	200	Acabados/ Finishes/ Finitions/ Finiture
Ref. 126593	Ref. 126597	Ref. 126601	Ref. 126605	Ref. 126609	Ref. 126613	Ref. 126617	Ref. 126621	Ref. 126625	GR21
Ref. 126594	Ref. 126598	Ref. 126602	Ref. 126606	Ref. 126610	Ref. 126614	Ref. 126618	Ref. 126622	Ref. 126626	NO14
Ref. 126591	Ref. 126595	Ref. 126599	Ref. 126603	Ref. 126607	Ref. 126611	Ref. 126615	Ref. 126619	Ref. 126623	BL1B
Ref. 126592	Ref. 126596	Ref. 126600	Ref. 126604	Ref. 126608	Ref. 126612	Ref. 126616	Ref. 126620	Ref. 126624	GR16B

ES_No admite lavabo.
 EN_Doesn't admit washbasin.
 FR_N'accepte pas de plan vasque.
 IT_Non prevede lavabo.

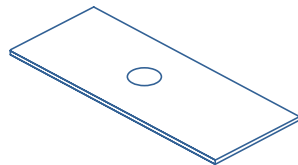
ENCIMERAS**Worktops/ Plans/ Tops per lavabo**

Profundidad 46/ Depth 46/ Profondeur 46/ Profondità 46.
 Espesor melamina 1,6/ Melamine thickness 1,6/ Épaisseur du mélamine 1,6/ Spessore melamina 1,6.
 Espesor lacado 1,9/ Lacquered thickness 1,9/ Épaisseur du laqué 1,9/ Spessore laccato 1,9.
 Mineral cover - Espesor 1,2/ Thickness 1,2/ Épaisseur 1,2/ Spessore 1,2.
 Marble stone - Espesor 2/ Thickness 2/ Épaisseur 2/ Spessore 2.
 Concretech - Espesor 1,5/ Thickness 1,5/ Épaisseur 1,5/ Spessore 1,5.

60	80	100	120	140	160	180	200	Acabados/ Finishes/ Finitions/ Finiture
Ref. 126597	Ref. 126601	Ref. 126605	Ref. 126609	Ref. 126613	Ref. 126617	Ref. 126621	Ref. 126625	GR21
Ref. 126598	Ref. 126602	Ref. 126606	Ref. 126610	Ref. 126614	Ref. 126618	Ref. 126622	Ref. 126626	NO14
Ref. 126595	Ref. 126599	Ref. 126603	Ref. 126607	Ref. 126611	Ref. 126615	Ref. 126619	Ref. 126623	BL1B
Ref. 126596	Ref. 126600	Ref. 126604	Ref. 126608	Ref. 126612	Ref. 126616	Ref. 126620	Ref. 126624	GR16B
Ref. 126291	Ref. 126292	Ref. 126293	Ref. 126294	Ref. 126295	Ref. 126296	Ref. 126297	Ref. 126298	Mineral cover
Ref. 126307	Ref. 126308	Ref. 126309	Ref. 126310	Ref. 126311	Ref. 126312	Ref. 126313	Ref. 126314	Marble stone
Ref. 126299	Ref. 126300	Ref. 126301	Ref. 126302	Ref. 126303	Ref. 126304	Ref. 126305	Ref. 126306	Concretech

ENCIMERA MECANIZADA

Machined worktop/ Plans avec découpe/ Top meccanizzato



Profundidad 46/ Depth 46/ Profondeur 46/ Profondità 46.

Espesor melamina 1,6/ Melamine thickness 1,6/ Épaisseur du mélamine 1,6/ Spessore melamina 1,6.

Espesor lacado 1,9/ Lacquered thickness 1,9/ Épaisseur du laqué 1,9/ Spessore laccato 1,9.

60	80	100
Ref. 126581	Ref. 126585	Ref. 126589
Ref. 126582	Ref. 126586	Ref. 126590
Ref. 126579	Ref. 126583	Ref. 126587
Ref. 126580	Ref. 126584	Ref. 126588

Acabados/ Finishes/
Finitions/ Finiture



ES_Encimeras válidas únicamente para módulos de 60, 80 y 100 con seno central.

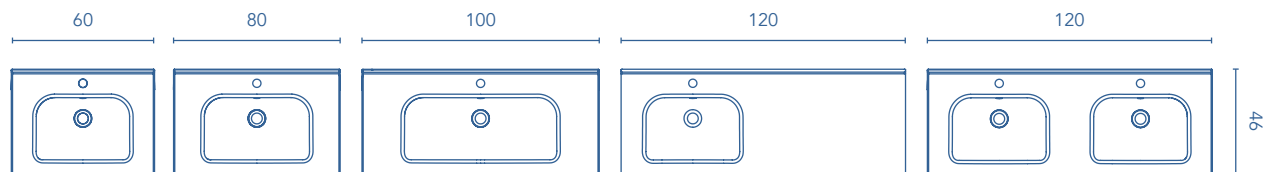
EN_Worktops valid only for 60, 80 and 100cm modules with central basin.

FR_Jupes compatibles uniquement avec les modules de 60, 80 et 100 avec vasque centrale.

IT_Top validi unicamente per moduli da 60, 80 e 100 con lavabo centrale.

SLIM_LAVABO INTEGRADO CERÁMICO

Built-in ceramic washbasin/ Plan vasque intégrée céramique/ Lavabo integrato in ceramica



Acabado brillo/ Gloss finish/ Finition brillante/ Finitura lucida.

Profundidad del seno 12,5/ Sink depth 12,5/ Profondeur du bac 12,5/ Profondità della vasca 12,5.

Espesor 2/ Thickness 2/ Épaisseur 2/ Spessore 2.



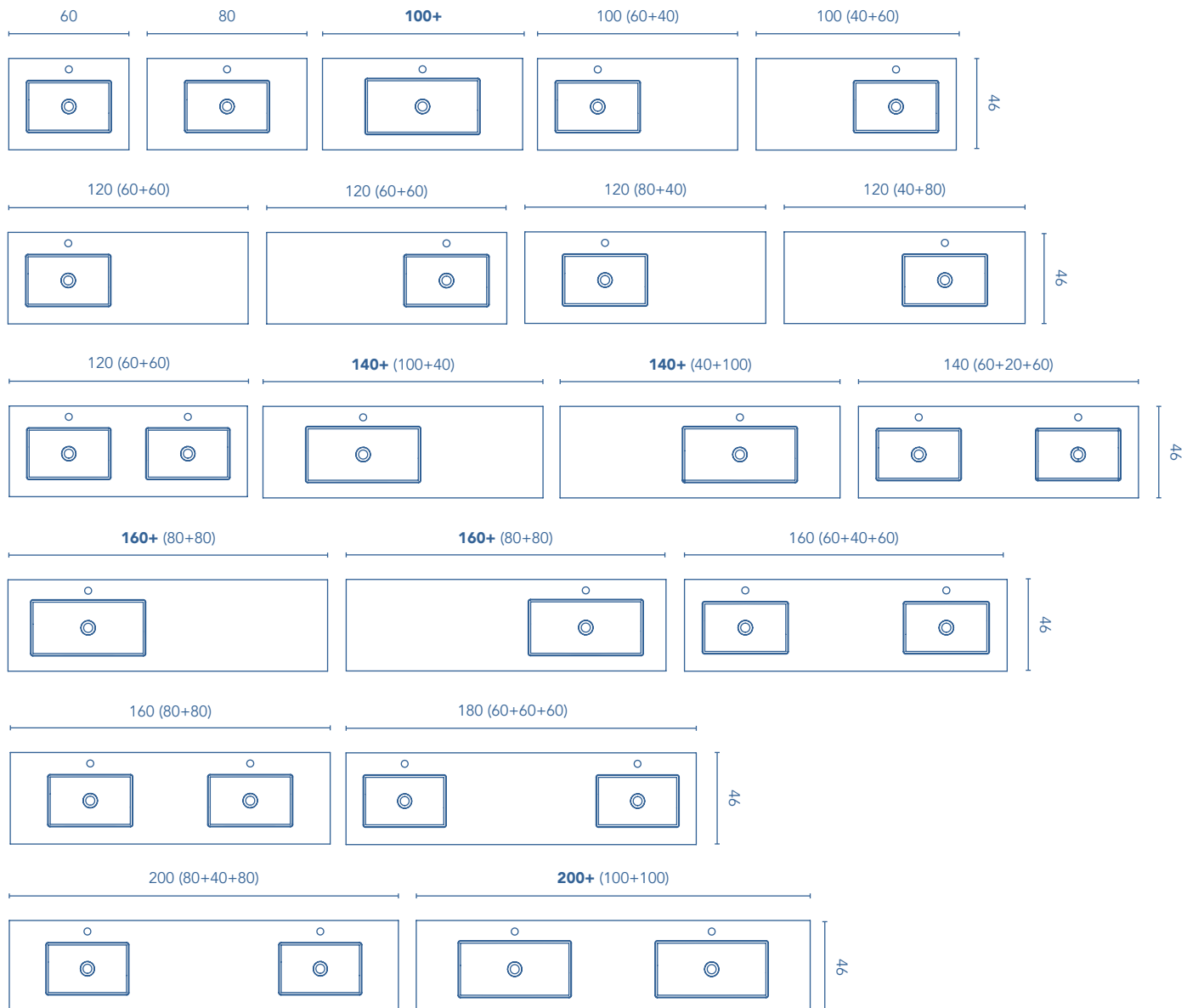
SLIM	60	80	100	120 1S IZD	120 2S
	Ref. 123341	Ref. 123343	Ref. 123344	Ref. 125316	Ref. 123345



ES_Códigos sombreados en stock.
EN_Shaded codes are in stock.
FR_Les codes surlignés sont en stock.
IT_I codici ombreggiati sono in stock.

SKY_ENCIMERA CON LAVABO INTEGRADO MINERAL COVER NEW

Worktop with built-in mineral cover washbasin/ Plan vasque intégrée mineral cover/ Top lavabo integrato mineral cover



ES_Las medidas entre paréntesis especifican los módulos necesarios para dicha composición.

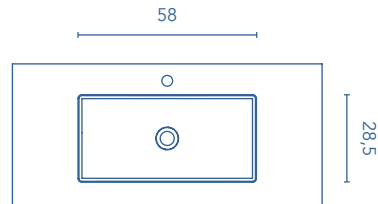
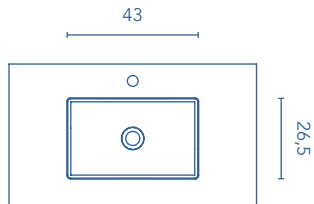
EN_The measures given in parenthesis indicate the units necessary for this composition.

FR_Les dimensions entre parenthèse indiquent les modules nécessaires pour la composition.

IT_Le misure in parentesi specificano i moduli necessari per l'utilizzo del lavabo relativo.

Tamaño seno/ Sink size/ Taille du bac/ Dimensione della vasca.

Tamaño seno +/- Sink size +/- Taille du bac +/- Dimensione della vasca +.



Acabado mate/ Matt finish/ Finition mat/ Finitura opaca.
 Profundidad del seno 12/ Sink depth 12/ Profondeur du bac 12/ Profondità della vasca 12.
 Espesor 1,2/ Thickness 1,2/ Épaisseur 1,2/ Spessore 1,2.

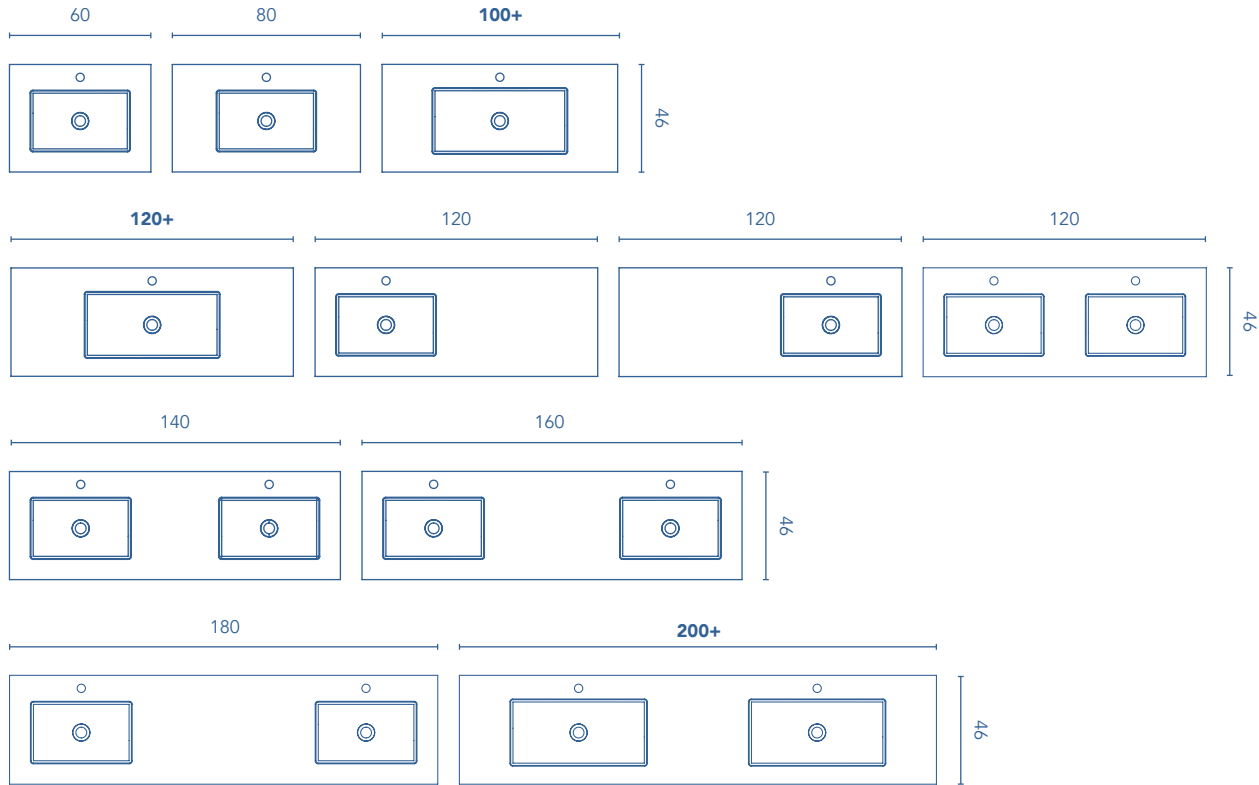


SKY	60	80	100+	100 1S IZD (60+40)	100 1S DCH (40+60)	
	Ref. 126267	Ref. 126268	Ref. 126269	Ref. 126753	Ref. 126754	○
	120 1S IZD (60+60)	120 1S DCH (60+60)	120 1S IZD (80+40)	120 1S DCH (40+80)	120 2S (60+60)	○
	Ref. 126270	Ref. 126271	Ref. 126755	Ref. 126756	Ref. 126272	○
	140+ 1S IZD (100+40)	140+ 1S DCH (40+100)	140 2S (60+20+60)			○
	Ref. 126757	Ref. 126758	Ref. 126273			○
	160+ 1S IZD (80+80)	160+ 1S DCH (80+80)	160 2S (60+40+60)	160 2S (80+80)		○
	Ref. 126759	Ref. 126760	Ref. 126274	Ref. 126761		○
	180 2S (60+60+60)	200 2S (80+40+80)	200+ 2S (100+100)			○
	Ref. 126275	Ref. 126276	Ref. 126762			○

ES_Códigos sombreados en stock.
 EN_Shaded codes are in stock.
 FR_Les codes surlignés sont en stock.
 IT_I codici ombreggiati sono in stock.

SKY_CONSOLA CON LAVABO INTEGRADO MINERAL COVER NEW

Console with built-in washbasin / Console vasques intégrées/ Console con lavabo integrato




Acabado mate/ Matt finish/ Finition mat/ Finitura opaca.
 Profundidad del seno 12/ Sink depth 12/ Profondeur du bac 12/ Profondità della vasca 12.
 Altura 10/ Height 10/ Hauteur 10/ Altezza 10.



SKY	60	80	100+	120+	120 1S IZD	120 1S DCH	120 2S	
	Ref. 126277	Ref. 126278	Ref. 126279	Ref. 126280	Ref. 126281	Ref. 126282	Ref. 126283	
	140	160	180	200+				
	Ref. 126284	Ref. 126285	Ref. 126286	Ref. 126287				

ESCUADRA

Bracket/ Équerre/ Staffe



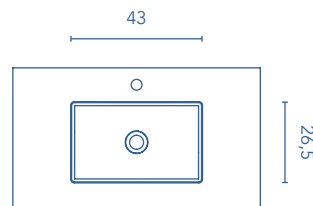
1 unidad/ 1 unit/ 1 unité/ 1 unità.

40 x 1,7 x 3,5

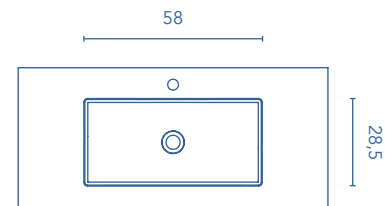
Ref. 126899



Tamaño seno/ Sink size/ Taille du bac/ Dimensione della vasca.



Tamaño seno +/ Sink size +/ Taille du bac +/ Dimensione della vasca +.



ES_Escuadra para consola con lavabo integrado Sky. Para medidas de hasta 120: 2 escuadras; de 140 a 180: 3 escuadras; para 200: 4 escuadras.

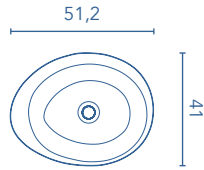
EN_Bracket for Sky console with built-in washbasin. For sizes up to 120: 2 brackets; from 140 to 180: 3 brackets; for 200: 4 brackets.

FR_Équerre pour console vasques intégrées Sky. Pour dimensions allant jusqu'à 120: 2 équerres ; de 140 à 180: 3 équerres; pour 200: 4 équerres.

IT_Staffa per consola con lavabo integrato Sky. Per misure fino a 120: 2 staffe; da 140 a 180: 3 staffe; per 200: 4 staffe.

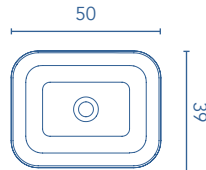
LAVABOS CERÁMICOS SOBRE ENCIMERA

Ceramic countertop washbasins/ Plans vasques céramique à poser sur plan/ Lavabi in ceramica per tops



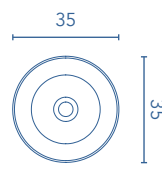
Profundidad del seno 14/ Sink depth 14/ Profondeur du bac 14/ Profondità della vasca 14

Acabado brillo/ Gloss finish
Finition brillance/ Finitura lucida



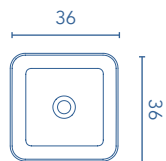
Profundidad del seno 13/ Sink depth 13/ Profondeur du bac 13/ Profondità della vasca 13

Acabado brillo/ Gloss finish
Finition brillance/ Finitura lucida



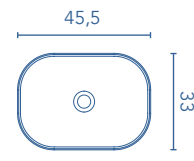
Profundidad del seno 12,5/ Sink depth 12,5/ Profondeur du bac 12,5/ Profondità della vasca 12,5

Acabado brillo/ Gloss finish
Finition brillance/ Finitura lucida



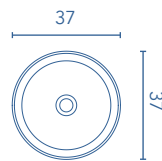
Profundidad del seno 12,5/ Sink depth 12,5/ Profondeur du bac 12,5/ Profondità della vasca 12,5

Acabado brillo/ Gloss finish
Finition brillance/ Finitura lucida




Profundidad del seno 13,5/ Sink depth 13,5/ Profondeur du bac 13,5/ Profondità della vasca 13,5

Acabado mate/ Matt finish
Finition mat/ Finitura opaca



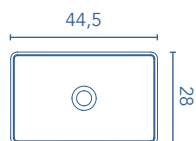
Profundidad del seno 12/ Sink depth 12/ Profondeur du bac 12/ Profondità della vasca 12

Acabado mate/ Matt finish
Finition mat/ Finitura opaca



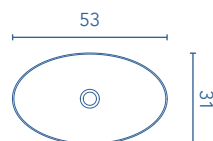
LAVABOS MINERAL COVER SOBRE ENCIMERA

Mineral cover countertop washbasins/ Plans vasques mineral cover à poser sur plan/ Lavabi mineral cover per tops



Profundidad del seno 12/ Sink depth 12/ Profondeur du bac 12/ Profondità della vasca 12

Acabado mate/ Matt finish
Finition mat/ Finitura opaca



Profundidad del seno 11,5/ Sink depth 11,5/ Profondeur du bac 11,5/ Profondità della vasca 11,5

Acabado mate/ Matt finish
Finition mat/ Finitura opaca



ES_Códigos sombreados en stock.
EN_Shaded codes are in stock.
FR_Les codes surlignés sont en stock.
IT_I codici ombreggiati sono in stock.

ESPEJOS

Mirrors/ Miroirs/ Specchi



ES_Dispone de hueco para el transformador.
Perfil con acabado gris.

EN_Features a recess for the transformer.
Profile with brilliant chrome finish.

FR_Dispose d'un espace pour le transformateur.
Profil avec finition chromée brillante.

IT_Dispone di spazio per il trasformatore.
Profilo con finitura cromata lucida.

Profundidad/ Thickness/ Épaisseur/ Profondità: 2,6 cm.

MURANO

60 x 70 Ref. 122547

70 x 70 Ref. 122548

80 x 70 Ref. 122549

90 x 70 Ref. 122550

100 x 70 Ref. 122551

120 x 70 Ref. 122552



ES_Dispone de hueco para el transformador.
Luna con cantos redondeados.

EN_Features a recess for the transformer.
Glass with rounded edges.

FR_Dispose d'un espace pour le transformateur.
Vitre avec angles arrondis.

IT_Dispone di spazio per il trasformatore.
Specchio con frontali smussati.

Cristal pulido/ Polished glass/ Miroir poli/ Vetro pulito.
Profundidad/ Thickness/ Épaisseur/ Profondità: 2 cm.


ESFERIC

60 x 70 Ref. 117936

80 x 70 Ref. 117040

100 x 70 Ref. 117041

120 x 70 Ref. 124799



ES_Dispone de hueco para el transformador.
Luz blanca LED integrada.
Luna de cantos redondeados.

EN_Features a recess for the transformer.
White LED light integrated into the mirror.
Glass with rounded edges.

FR_Dispose d'un espace pour le transformateur.
Lumière blanche LED intégrée dans le miroir.
Miroir aux bords arrondis.

IT_Dispone di spazio per il trasformatore.
Luce bianca LED integrata nello specchio.
Specchio con bordatura addolcita.

Cristal pulido/ Polished glass/ Miroir carré poli/ Cristallo a bordo diamantato.
220V - 240V · 1 x max. 15W.
Profundidad/ Thickness/ Épaisseur/ Profondità: 2,1cm.

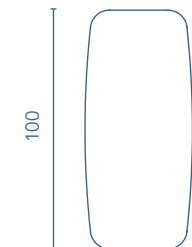
STELLA

60 x 70 Ref. 121850

80 x 70 Ref. 121851

100 x 70 Ref. 121852

120 x 70 Ref. 121853



ES_Dispone de hueco para el transformador.
Trasera de madera con acabado gris.
Luna rectangular con cantos redondeados y forma ovalada de 4 mm.

EN_Features a recess for the transformer.
Wooden rear with grey finishing.
Rectangular 4 mm glass with rounded edges and an oval shape.

FR_Dispose d'un espace pour le transformateur.
Panneau arrière en bois finition grise.
Miroir rectangulaire avec angles arrondis et forme ovale de 4 mm.

IT_Dispone di spazio per il trasformatore.
Parte posteriore in legno con rifinitura grigia.
Specchio rettangolare con frontali smussati e dalla forma ovale di 4 mm.

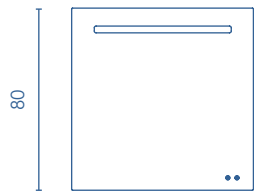
Profundidad/ Thickness/ Épaisseur/ Profondità: 2 cm.

LONGO

45 x 100 Ref. 125526

45 x 100 Ref. 125527

Luna cobriza
Copper mirror
Miroir cuivré
Specchio di rame



ES_Conexión USB para cargar el teléfono. Luz neutra LED integrada en el espejo. Sistema antivaho. Interruptores táctiles ON/OFF para luz y antivaho. Perfil metálico con acabado cromado.

EN_USB connection. Neutral LED light integrated into the mirror. Defogging system. Tactile ON/OFF switches for lights and defogging. Metallic profile with chrome finish.

FR_Connexion USB. Lumière blanche LED intégrée dans le miroir. Système antibuée. Interrupteurs tactiles ON/OFF pour la lumière et le système antibuée. Profil métallique avec finition chromée.

IT_Connessione USB. Luce neutra LED integrata nello specchio. Sistema antiappannante. Interruttori tattili ON/OFF per luce e antiappannante. Profilo metallico con rifinitura cromata.

Luna cuadrada pulida/ Square polished glass/ Miroir carré poli/ Specchio quadrato levigato. Temperatura/ Temperature/ Température/ Temperatura: 4000K.

Profundidad/ Thickness/ Épaisseur/ Profondità: 3 cm.

BOIRA

60 x 80

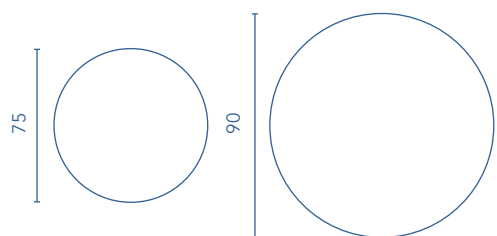
Ref. 125519

80 x 80

Ref. 125520

100 x 80

Ref. 125521



ES_Trasera cuadrada de aglomerado en acabado gris.

EN_Agglomerate rear in grey.

FR_Panneau arrière en aggloméré finition grise.

IT_Struttura in agglomerato finitura grigio.

Luna circular pulida de 4mm/ 4mm polished glass/ Miroir poli de 4mm/ Specchio filo lucido da 4 mm.

Profundidad/ Thickness/ Épaisseur/ Profondità: 2 cm.

NEW

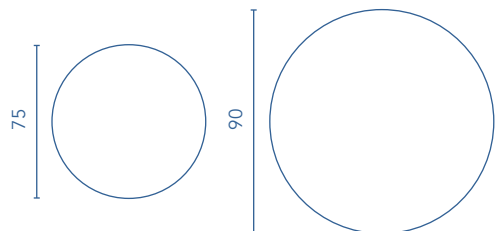
YUE

Ø 75

Ref. 126691

Ø 90

Ref. 126692



ES_Luz neutra LED integrada en el espejo. Perfil metálico circular con acabado cromado.

EN_Neutral LED light integrated into the mirror. Circular metallic profile with chrome finish.

FR_Lumière blanche LED intégrée dans le miroir. Profil métallique circulaire avec finition chromée.

IT_Luce neutra LED integrata nello specchio. Profilo metallico circolare con finitura cromata.

Luna pulida/ Polished glass/ Miroir poli/ Specchio levigato. Temperatura/ Temperature/ Température/ Temperatura: 4000K. Profundidad/ Thickness/ Épaisseur/ Profondità: 2,5 cm.

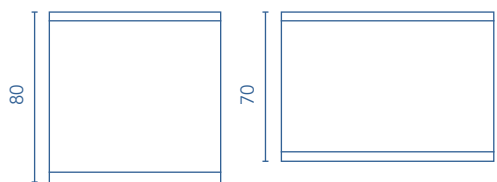
LUA

Ø 75

Ref. 125522

Ø 90

Ref. 125523



ES_Luz neutra LED integrada en espejo. Espejo reversible, puede colocarse tanto en horizontal como en vertical. Perfil metálico con acabado cromado.

EN_Neutral LED light integrated into the mirror. Reversible mirror, it can be positioned either horizontally or vertically. Metallic profile with chrome finish.

FR_Lumière blanche LED intégrée dans le miroir. Miroir réversible, peut être posé aussi bien horizontalement que verticalement. Profil métallique avec finition chromée.

IT_Luce neutra LED integrata nello specchio. Specchio reversibile, si può posizionare sia in orizzontale che in verticale. Profilo metallico con rifinitura cromata.

Temperatura/ Temperature/ Température/ Temperatura: 4000K. Profundidad/ Thickness/ Épaisseur/ Profondità: 2 cm.

DUE

80 x 80 Rev.

Ref. 125524

100 x 70 Rev.

Ref. 125525

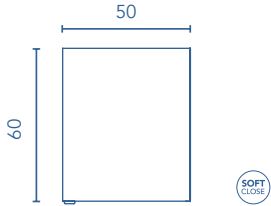


ES_Códigos sombreados en stock.
EN_Shaded codes are in stock.
FR_Les codes surlignés sont en stock.
IT_I codici ombreggiati sono in stock.

FENIX_CAMERINO

Mirror cabinet/ Armoire de toilette/ Specchio contenitore

Camerino/ Mirror cabinet/ Armoire de toilette/ Specchio contenitore



Profundidad/ Depth/ Profondeur/ Profondità: 13.


ES_Costados exteriores y cantos en espejo. Interiores en mokka. Tirador metálico cromo brillo. Interior: 2 estantes de cristal.

EN_Exterior struts and edged mirror. Interiors with mokka finish. Shiny chrome metal handle. Interior: 2 glass shelves.

FR_Côtés extérieurs et bords miroir. Intérieur en finition mokka. Poignée en métal chromé brillant. Intérieur: 2 étagères en verre.

IT_Fronte e laterali a specchio. Interni in finitura mokka. Maniglia metallica cromata lucida. Interno: 2 mensole di vetro.

Espejo/ Mirror/ Miroir/ Specchio



Profundidad/ Depth/ Épaisseur/ Profondità: 2.

ES_Espejo con trasera, sin rebaje, de 1,6 y canto espejo.

EN_Mirror with backing, without reduction, of 1.6 and edged mirror.

FR_Miroir avec face arrière, sans décaissement, 1,6 et bord du miroir.

IT_Specchio con retro, senza incavo, de 1,6 e bordo a specchio.

Repisa espejo/ Mirror shelf/ Étagère miroir/ Ripiano



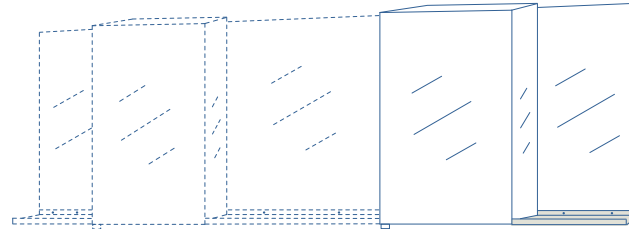
Profundidad/ Depth/ Profondeur/ Profondità: 10,5.

ES_Repisa en acabado gris aluminio satinado.

EN_Shelf in grey satin aluminium finish.

FR_Étagère en finition aluminium gris satiné.

IT_Mensola in finitura grigio alluminio satinato.



NEW FENIX

Camerino/
Mirror cabinet/
Armoire de toilette/
Specchio contenitore

50 1P

Ref. 126704

NEW FENIX

Espejo/ Mirror/
Miroir/ Specchio

20 x 60

Ref. 126705

25 x 60

Ref. 126706

30 x 60

Ref. 126707

40 x 60

Ref. 126708

50 x 60

Ref. 126709

60 x 60

Ref. 126710

70 x 60

Ref. 126711

80 x 60

Ref. 126712

90 x 60

Ref. 126713

110 x 60

Ref. 126714

130 x 60

Ref. 126715

NEW FENIX

Repisa espejo/ Mirror shelf/
Étagère miroir/
Ripiano

20

Ref. 126558

25

Ref. 126559

30

Ref. 126560

40

Ref. 126561

50

Ref. 126562

60

Ref. 126563

70

Ref. 126564

80

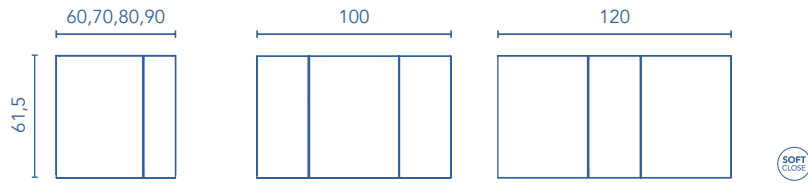
Ref. 126565

90

Ref. 126566

NIKA_CAMERINO

Mirror cabinet/ Armoire de toilette/ Specchio contenitore



Profundidad/ Depth/ Profondeur/ Profondità: 13,5.

ES_Costados exteriores en melamina gris metálica o lacados en blanco. Interior: 2 estantes de cristal.

EN_Profile is available in two finishes, lacquered white and metallic grey melamine. Interior: 2 glass shelves.

FR_Côtés extérieurs disponible en deux finitions, laquée blanche et mélamine grise métallique. Intérieur: 2 étagères en verre.

IT_Struttura disponibile in due finiture, laccata bianca e melamina grigia metallica. Interno: 2 mensole di vetro.

NIKA



60

Ref. 119113

Ref. 119865

70

Ref. 119114

Ref. 119754

80

Ref. 119115

Ref. 120094

90

Ref. 119116

Ref. 119755

100

Ref. 119117

Ref. 120316

120

Ref. 119118

Ref. 119756

ES_Códigos sombreados en stock.
EN_Shaded codes are in stock.
FR_Les codes surlignés sont en stock.
IT_I codici ombreggiati sono in stock.

Royo Modular.

LUMINARIAS LED

LED wall lights/ Luminaires LED/ Illuminazione LED



220V - 240V ~ 50Hz.

1 x max. 8W (Llum 30).
1 x max. 12W (Llum 50).

1 Luminaria/ caja.
1 Luminary/ box.
1 Luminaire/ boîte.
1 Illuminazione/ scatola.

LLUM 30

Ref. 124752

LLUM 50

Ref. 124753



220V - 240V ~ 50Hz.

1 x max. 8W (Luce 30).
1 x max. 12W (Luce 50).

1 Luminaria/ caja.
1 Luminary/ box.
1 Luminaire/ boîte.
1 Illuminazione/ scatola.

LUCCE BLACK 30

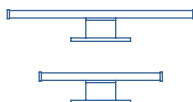
Ref. 125158

LUCCE 30

Ref. 123395

LUCCE 50

Ref. 123396



Temperatura/ Temperature/ Température/
Temperatura: 4000K.

3W / 300 LM (Uri 20).
4W / 400 LM (Uri 30).

1 Luminaria/ caja.
1 Luminary/ box.
1 Luminaire/ boîte.
1 Illuminazione/ scatola.

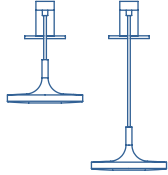
URI 20

Ref. 126073

URI 30

Ref. 126266





Temperatura/ Temperature/ Température/
Temperatura: 4000K.

5W / 400 LM.

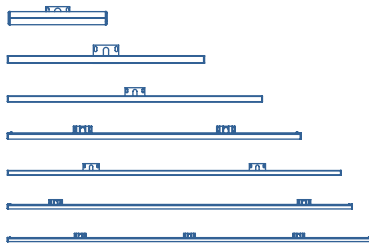
1 Luminaria/ caja.
1 Luminary/ box.
1 Luminaire/ boîte.
1 Illuminazione/ scatola.

SUNNA 15

Ref. 126339

SUNNA 25

Ref. 126217



230 V ~ 50 Hz.

1 x max. 3W (Alea 16).
1 x max. 6W (Alea 30, 60).
1 x max. 10W (Alea 50).
1 x max. 15W (Alea 80).
1 x max. 12W (Alea 100, 120).

1 Luminaria/ caja.
1 Luminary/ box.
1 Luminaire/ boîte.
1 Illuminazione/ scatola.

ALEA 16

Ref. 123062

ALEA 30

Ref. 124862

ALEA 50

Ref. 124863

ALEA 60

Ref. 123028

ALEA 80

Ref. 124864

ALEA 100

Ref. 122868

ALEA 120


Ref. 123029



ES_Códigos sombreados en stock.
EN_Shaded codes are in stock.
FR_Les codes surlignés sont en stock.
IT_I codici ombreggiati sono in stock.

ACCESORIOS SUMI NEW

Sumi accessories/ Accessoires Sumi/ Accessori Sumi



ES_Accesorio sin taladro, no necesita elementos de fijación. Material: latón. Soporta hasta 5kg de peso.

EN_Accessory without drilling, no fixing elements needed. Material: brass. It supports up to 5kg of weight.

FR_Accessoire sans percement, pas besoin de fixation. Matériaux: laiton. Supporte maximum 5 kg de charge.

IT_Accesorio che non richiede l'utilizzo del trapano e non necessita elementi di fissaggio. Materiale: ottone. Soppoporta fino a 5 kg di peso.

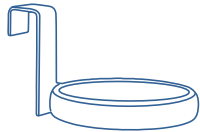
Tubo/ Tube/ Tubo/ Tubo: Ø16 mm.

TOALLERO
Towel holder/
Support porte-
serviette/
Portasciugamano

27,5

37,5

Ref. 126164	Ref. 126161
Ref. 126165	Ref. 126162
Ref. 126163	Ref. 126160



ES_Accesorio sin taladro, no necesita elementos de fijación. Material: latón. Soporta hasta 5kg de peso.

EN_Accessory without drilling, no fixing elements needed. Material: brass. It supports up to 5kg of weight.

FR_Accessoire sans percement, pas besoin de fixation. Matériaux: laiton. Supporte maximum 5 kg de charge.

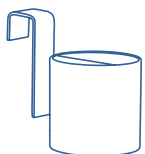
IT_Accesorio che non richiede l'utilizzo del trapano e non necessita elementi di fissaggio. Materiale: ottone. Soppoporta fino a 5 kg di peso.

**SOPORTE
SECADOR
DE PELO**

Ø 93,5

Hair dryer holder/
Support sèche-
cheveux/ Supporto
per asciugacapelli

Ref. 126167
Ref. 126168
Ref. 126166



ES_Accesorio sin taladro, no necesita elementos de fijación. Material: latón. Soporta hasta 5kg de peso.

EN_Accessory without drilling, no fixing elements needed. Material: brass. It supports up to 5kg of weight.

FR_Accessoire sans percement, pas besoin de fixation. Matériaux: laiton. Supporte maximum 5 kg de charge.

IT_Accesorio che non richiede l'utilizzo del trapano e non necessita elementi di fissaggio. Materiale: ottone. Soppoporta fino a 5 kg di peso.

**SOPORTE
PLANCHA
DE PELO**

Ø 60

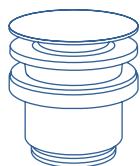
Hair stylin iron holder/
Support fer à lisser/
Supporto per piastra
per capelli

Ref. 126170
Ref. 126171
Ref. 126169



VÁLVULA CLIC-CLAC ^{NEW}

Click-clack valve/ Vidage clic-clac/ Valvola click-clack



Ref. 126818



Blanco mate/ Matt white
Blanc mat/ Bianco opaco

Ref. 126819



Arena mate/ Sand matt finish
Sable mat/ Sabbia matte


Ref. 121398



Cromo/ Chromée/
Chrome/ Cromo

ESCUADRA

Bracket/ Équerre/ Staffe



1 unidad/ 1 unit/ 1 unité/ 1 unità.

40 x 1,7 x 3,5

Ref. 126899



ES_Escuadra para consola con lavabo integrado Sky. Para medidas de hasta 120: 2 escuadras; de 140 a 180: 3 escuadras; para 200: 4 escuadras.

EN_Bracket for Sky console with built-in washbasin. For sizes up to 120: 2 brackets; from 140 to 180: 3 brackets; for 200: 4 brackets.

FR_Équerre pour console vasques intégrées Sky. Pour dimensions allant jusqu'à 120: 2 équerres; de 140 à 180: 3 équerres; pour 200: 4 équerres.

IT_Staffe per console con lavabo integrato Sky. Per misure fino a 120: 2 staffe; da 140 a 180: 3 staffe; per 200: 4 staffe.

ES_Códigos sombreados en stock.
EN_Shaded codes are in stock.
FR_Les codes surlignés sont en stock.
IT_I codici ombreggiati sono in stock.

ACABADOS

FINISHES

FINITIONS

FINITURE



MELAMINA

Melamine/ Mélamine/ Melamina



GR21: GRIS ARENADO/
SANDY GREY/ GRIS SABLÉ/
GRIGIO SABBATO




NO14: NOGAL ARENADO/ SANDY
WALNUT/ COLORIS NOYER SABLÉ/
NOCE SABBATO



LACADOS ALTO BRILLO

High gloss lacquered/ Laqué haute brillance/ Laccato super brillante



BL1B: BLANCO/ WHITE/
BLANC/ BIANCO



GR16B: ANTRACITA/ ANTHRACITE/
ANTHRACITE/ ANTRACITE

